

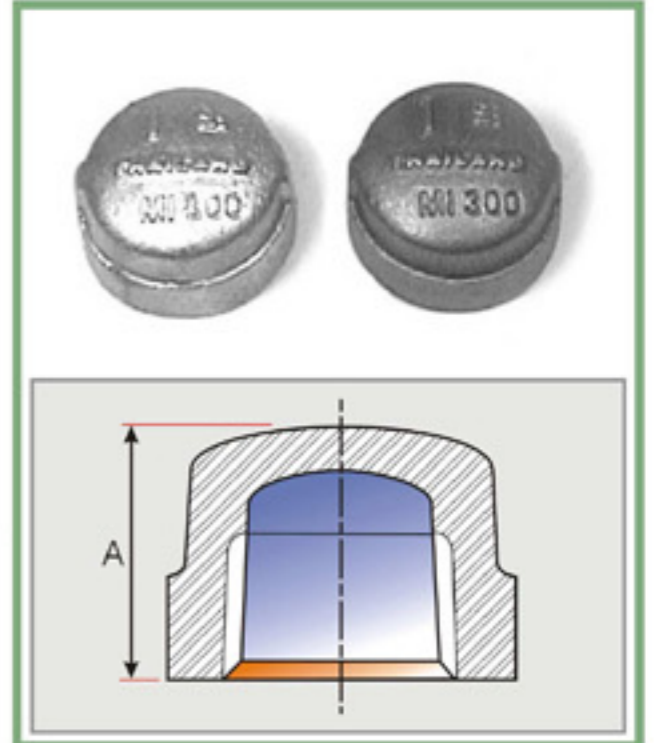
PACKING LISTS and SPECIFICATION STANDARD

MALLEABLE IRON PIPE FITTINGS CLASS 300 lbs.

Size (inch)	Dimensions			Inner Box Pcs./Box	Master Ctn. Pcs./Ctn.	NO. of Inner Box	Weight/Pcs.	N.W./Ctn. (Kgs.)
	A							
3/8	21.1			120	240	2	0.0620	15
1/2	24.9			80	160	2	0.0994	16
3/4	27.4			50	100	2	0.1524	15
1	32.0			30	60	2	0.2450	15
1 1/4	35.0			20	40	2	0.3992	16
1 1/2	36.3			15	30	2	0.5014	15
2	42.7			10	20	2	0.8420	17
2 1/2	56.0			8	16	2	1.3260	21
3	60.0			5	10	2	2.1080	20
4	70.0			3	6	2	3.1370	19

CAPS

AXHCA, BXHCA

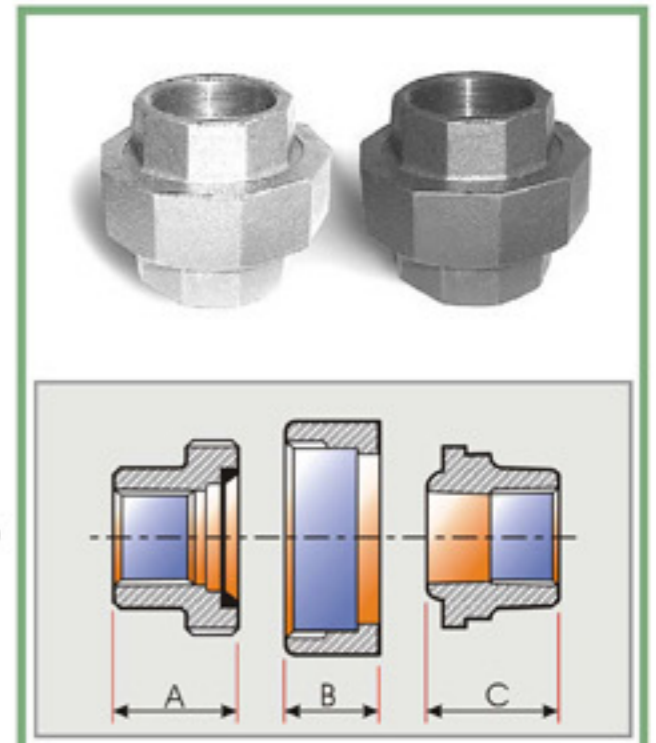


* THE ACTUAL WEIGHT CAN VARY BY ± 3%

Size (inch)	Dimensions			Inner Box Pcs./Box	Master Ctn. Pcs./Ctn.	NO. of Inner Box	Weight/Pcs.	N.W./Ctn. (Kgs.)
	A	B	C					
1/8	18.0	16.0	18.0	200	400	2	0.1040	52
1/4	19.5	17.5	22.0	120	240	2	0.1464	35
3/8	22.5	19.0	24.2	90	180	2	0.2080	37
1/2	24.5	20.0	27.0	40	80	2	0.2760	22
3/4	27.5	21.0	29.0	30	60	2	0.3866	23
1	29.0	23.0	32.5	18	36	2	0.6474	23
1 1/4	33.0	26.0	38.0	12	24	2	0.9184	22
1 1/2	35.5	29.0	41.5	10	20	2	1.1435	23
2	42.0	32.0	45.0	6	12	2	1.8716	22
2 1/2	43.5	37.0	51.0	4	8	2	3.0150	24
3	55.5	43.0	58.0	3	6	2	4.8440	29
4	61.5	54.0	64.5	1	2	2	8.4500	17

UNION CONICAL BRASS SEAT

AXHCU, BXHCU

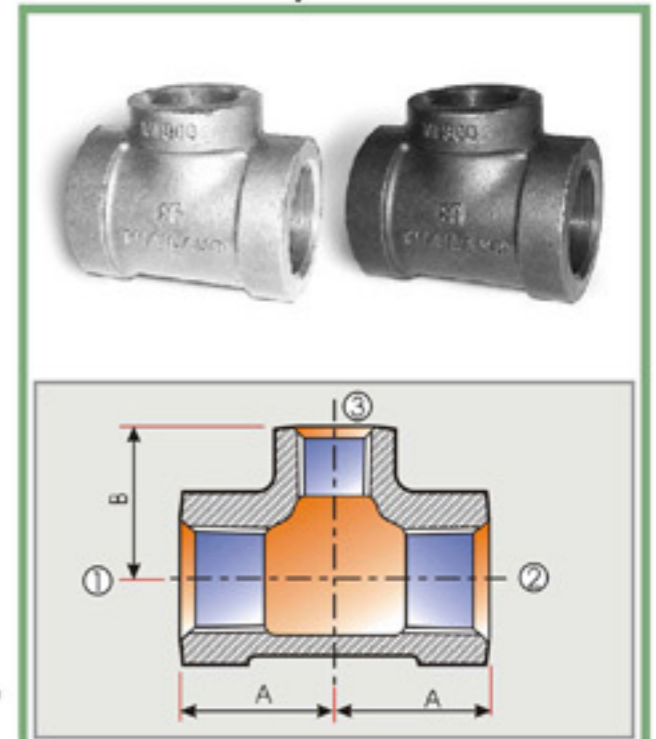


* THE ACTUAL WEIGHT CAN VARY BY ± 3%

Size 1 x 2 x 3 (inch)	Dimensions			Inner Box Pcs./Box	Master Ctn. Pcs./Ctn.	NO. of Inner Box	Weight/Pcs.	N.W./Ctn. (Kgs.)
	A	B	C					
3/4 x 3/4 x 1/2	33.3	33.3	35.0	30	60	2	0.4152	25
1 x 1 x 1/2	36.6	36.6	38.1	16	32	2	0.5746	18
1 x 1 x 3/4	38.1	38.1	39.6	15	30	2	0.6345	19
1 1/4 x 1 1/4 x 1/2	38.1	38.1	42.9	12	24	2	0.9170	22
1 1/4 x 1 1/4 x 3/4	41.4	41.4	44.4	12	24	2	0.9070	22
1 1/4 x 1 1/4 x 1	44.4	44.4	46.0	12	24	2	1.0100	24
1 1/2 x 1 1/2 x 1/2	41.4	41.4	46.0	10	20	2	1.0580	21
1 1/2 x 1 1/2 x 3/4	42.9	42.9	47.7	10	20	2	1.1130	22
1 1/2 x 1 1/2 x 1	46.0	46.0	50.8	10	20	2	1.2312	25
1 1/2 x 1 1/2 x 1 1/4	50.8	50.8	52.3	8	16	2	1.4088	23
2 x 2 x 1/2	44.4	44.4	52.3	6	12	2	1.6028	19
2 x 2 x 3/4	46.0	46.0	54.1	6	12	2	1.6380	20
2 x 2 x 1	50.8	50.8	57.1	5	10	2	1.7900	18
2 x 2 x 1 1/4	54.1	54.1	60.4	5	10	2	1.9600	20
2 x 2 x 1 1/2	57.1	57.1	58.7	5	10	2	2.1400	21
2 1/2 x 2 1/2 x 2	68.3	68.3	69.8	4	8	2	1.5060	12
3 x 3 x 2	71.4	71.4	79.5	2	4	2	4.3860	18

REDUCING TEES

AXHRT, BXHRT



* THE ACTUAL WEIGHT CAN VARY BY ± 3%